

CENTRIFUGES



**BOECO HEMATOCRIT
CENTRIFUGE H-240**



BOECO HEMATOCRIT CENTRIFUGE H-240

High-speed bench-top centrifuge for microhematocrit determinations with brushless frequency drive.

At 16.060 g sedimentation is completed in just a little over 6 minutes.

The H-240 centrifuge includes a segmented hematocrit rotor for 24 capillaries. With the segmented Hematocrit rotor every capillary has its own chamber. If a capillary breaks, the fragments stay in this chamber or segment without affecting other capillaries.

The lid of the rotor is evaluation disc and cover in one. The hematocrit value can be read off the lid/evaluation disc right after centrifugation.

Controls and displays

- ▶ Quick-entry foil keypad
- ▶ Easy-to-read, digital display
- ▶ Display of current parameter values
- ▶ Easy entry of the parameters
- ▶ RPM in increments of 100
- ▶ Running time in minutes, max. 99 min

Safety

- ▶ Lid locking and holding device
- ▶ Emergency lid lock release
- ▶ Motor overheating protection
- ▶ Imbalance switch-off
- ▶ Standstill indication
- ▶ Metal Housing

Technical details





Max RPM (speed) / RCF:	13.000 rpm / 16.060 RCF
Noise level:	≤ 58 dB(A)
Dimensions in mm (HxWxD):	247 x 275 x 330
Net weight:	approx 10 kg
Radio interference:	EN 55011 ISM class B
Immunity:	EN 50082-1

The H-240 conforms to safety regulations such as IEC 1010-2-2, or the CE mark and all relevant EC standards and DIN norms and has been manufactured under ISO 9001:2000

Code	Description
BOE 02104-13	BOECO centrifuge H-240, 208-240V, 50/60 Hz, with hematocrit rotor and lid as evaluation disc



haematocrit rotor with lid as
evaluation disc included.

capacity	75 µl
Capillaries	1,5 x 75 mm
 Rotor and Lid as evaluation disc incl.	
Cat.-No.	—
capillaries per rotor	24
RCF	16,060
radius in mm	85
run-up in sec	9
run-down in sec	 16  17